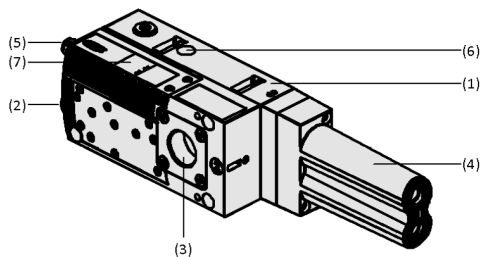


Compact Ejectors SCPLb / SCPLc

Suction rate from 290 l/min to 1,140 l/min



Compact Ejectors SCPLb / SCPLc



System Design Compact Ejectors SCPLb / SCPLc

Product Highlights

- High suction rate for process-reliable and flexible handling of a wide variety of workpieces
- Integrated valve technology and vacuum monitoring saves effort and costs for external solutions to control the vacuum system
- Central control via the integrated M12 connector enables simple start of operations and saves time
- Easy adaptation of the vacuum system to changing process requirements due to modular expansion options of the compact ejector
- Use of multi-stage nozzles enables efficient vacuum generation and saves compressed air costs

Designation Code Compact Ejectors SCPLb / SCPLc

Suitability for Industry Specific Applications

Applications

- Use in processes with high volume flow requirements and simultaneously optimized energy consumption
- Compact ejector with highest suction rate for handling cardboard, packaging materials and other porous materials
- Optional switchable air-saving regulation enables efficient handling even of airtight materials such as glass or sheet metal blanks
- Use in large vacuum systems with partial occupancy to compensate for leakage flows
- Use in combination with large-area gripping systems and suction traverses for evacuation of large volumes

Design

- Main body and nozzle system made of extremely robust plastics (1)
- Pneumatic connectors for compressed air (2), vacuum (3) and exhaust air/silencer (4)
- Electric connector (5) for controlling the integrated valves and the vacuum switch (only SCPLc)
- Additional connector (6) for optional connection of another vacuum switch or vacuum gauge
- Control cover (7) with integrated LEDs or LED display (only SCPLc)

Compact Ejectors SCPLb / SCPLc

Suction rate from 290 l/min to 1,140 l/min

SCPLb 1	-	50 2	-	HV 3	-	G 4	-	SA 5	-	NC 6
------------	---	---------	---	---------	---	--------	---	---------	---	---------

PNP 7	-	E14 8
----------	---	----------

1 – Abbreviated designation

Code	Version
SCPLb	SCPLb (Basic version)
SCPLc	SCPLc (Integrated vacuum switch)

4 – Thread type

Code	Type
G	Inch thread
NPT	NPT thread

7 – Switching function

Code	Type
NPN	Switching to minus
PNP	Switching to plus

2 – Size

Code	Type
25...150	25 to 150

5 – Variant

Code	Type
SA	Silencer axial

8 – Product addition

Code	Characteristic
E14	Individual configuration code

3 – Variant

Code	Type
HF	High Flow
HV	High Vacuum

6 – Idle position suction valve

Code	Type
NC	Normally closed
NO	Normally open

The compact ejector SCPLb / SCPLc, available in various configuration levels, is supplied as a product ready to connect.

Available spare parts: silencer, nozzle SEP, filter screen

Available accessories: retrofit kit, mounting bracket, vacuum hose, hose sleeve, connection cable, vacuum monitoring, silencer, collective exhaust air duct

Ordering Data Compact Ejectors SCPLb / SCPLc

Type					Size:			
					25.00	50.00	100.00	150.00
SCPLb	HF	G	PNP	NO	10.02.02.07028	10.02.02.07029	-	-
SCPLb	HV	G	PNP	NC	-	10.02.02.07022	10.02.02.07024	10.02.02.07026
SCPLb	HV	G	PNP	NO	-	10.02.02.07023	10.02.02.07025	10.02.02.07027
SCPLc	HV	G	PNP	NC	-	10.02.02.07030	10.02.02.07032	10.02.02.07034
SCPLc	HV	G	PNP	NO	-	10.02.02.07031	10.02.02.07033	10.02.02.07035
SCPLc	HV	NPT	PNP	NC	-	10.02.02.07036	10.02.02.07041	10.02.02.07045
SCPLc	HV	G	NPN	NC	-	10.02.02.07048	10.02.02.07050	10.02.02.07052
SCPLc	HV	NPT	PNP	NO	-	10.02.02.07037	10.02.02.07043	10.02.02.07046
SCPLc	HV	G	NPN	NO	-	10.02.02.07049	10.02.02.07051	10.02.02.07053

Ordering Data Spare Parts Compact Ejectors SCPLb / SCPLc

Spare Parts		Part no.
Set of spare parts	ERS SEP-22 6xRUE-KLAP	10.02.01.01450
Silencer (cube-shaped-inst.)	SD 102x71x33 SBPL/SCPL	10.02.01.01585

Type	Spare Parts		Part no.
SCPLb	HV	Ejector module	SEP HV 3 16 22 10.02.01.01397
SCPLb	HF	Ejector module	SEP HF 3 13 22 10.02.01.01348
SCPLc	HV	Ejector module	SEP HV 3 16 22 10.02.01.01397

Compact Ejectors SCPLb / SCPLc

Suction rate from 290 l/min to 1,140 l/min

Ordering Data Accessories Compact Ejectors SCPLb / SCPLc

Accessories		Part no.
Connection cable, M12 5-pole, 5 m, PUR, straight	ASK B-M12-5 5000 K-5P	21.04.05.00080
Connection cable, M12 5-pole, M12 5-pole, 1 m, PUR, straight	ASK B-M12-5 1000 S-M12-5	21.04.05.00158
Connection cable, M12 5-pole, M12 5-pole, 2 m, PUR, straight	ASK B-M12-5 2000 S-M12-5	21.04.05.00211
Mounting bracket SBPL / SCPL	BEF-WIN 72x25x77 SBPL/SCPL	10.02.01.01705
Exhaust air set SBPL / SCPL, size M	ABL-SET SBPL/SCPL M	10.02.01.01939

Type	Vacuum gauge	Vacuum gauge (electronic)
SCPLb	10.07.02.00035	10.07.02.00055

Type	Hose sleeve	Exhaust air set	Vacuum cup filter	Dust filter
SCPLb	25 10.02.01.01679	10.02.01.01940	10.07.01.00125	-
SCPLb	50 10.02.01.01680	10.02.01.01940	10.07.01.00128	-
SCPLb	100 10.02.01.01681	-	-	10.07.01.00008
SCPLb	150 10.02.01.01681	-	-	10.07.01.00008
SCPLc	50 10.02.01.01680	10.02.01.01940	10.07.01.00128	-
SCPLc	100 10.02.01.01681	-	-	10.07.01.00008
SCPLc	150 10.02.01.01681	-	-	10.07.01.00008

Technical Data Compact Ejectors SCPLb / SCPLc

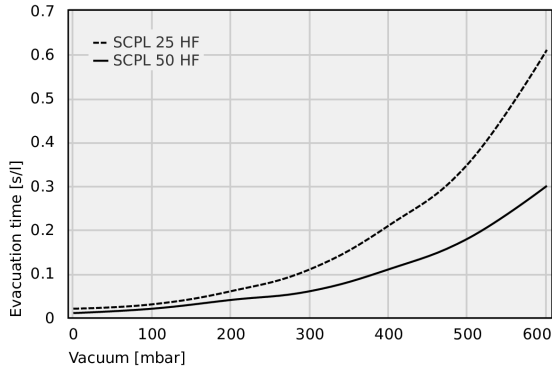
Type			Max. vacuum [mbar]	Suction rate (max.) [l/min]	Suction rate (max.) [m³/h]	Air consumption suction [l/min]	Air consumption suction [m³/h]	Sound level free [dB(A)]
SCPLb	25	HF	600	290	17.4	80	4.8	61
SCPLb	50	HF	600	500	30.0	160	9.6	65
SCPLb	50	HV	900	510	30.6	210	12.6	66
SCPLb	100	HV	900	870	52.2	395	23.7	70
SCPLb	150	HV	900	1,140	68.4	545	32.7	73
SCPLc	50	HV	900	510	30.6	210	12.6	66
SCPLc	100	HV	900	870	52.2	395	23.7	70
SCPLc	150	HV	900	1,140	68.4	545	32.7	73

Type			Sound level suction [dB(A)]	Operating pressure	Optimal operating pressure [bar]	Operating temperature	Weight [kg]	Protection type IP
SCPLb	25	HF	54	3.0 ... 6.0 bar	4.5	0 ... 55 °C	0.83	IP 54
SCPLb	50	HF	55	3.0 - 6.0 bar	4.5	0 ... 55 °C	0.85	IP 54
SCPLb	50	HV	59	3.0 ... 6.0 bar	4.5	0 ... 55 °C	0.85	IP 54
SCPLb	100	HV	64	3.0 ... 6.0 bar	4.5	0 ... 55 °C	1.25	IP 54
SCPLb	150	HV	66	3.0 ... 6.0 bar	5.5	0 ... 55 °C	1.67	IP 54
SCPLc	50	HV	59	3.0 ... 6.0 bar	4.5	0 ... 55 °C	0.85	IP 54
SCPLc	100	HV	64	3.0 ... 6.0 bar	4.5	0 ... 55 °C	1.25	IP 54
SCPLc	150	HV	66	3.0 ... 6.0 bar	5.5	0 ... 55 °C	1.67	IP 54

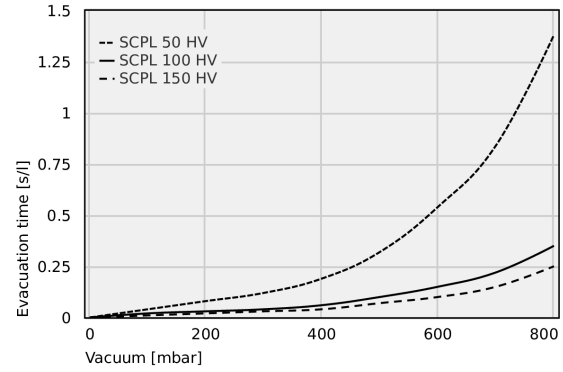
Compact Ejectors SCPLb / SCPLc

Suction rate from 290 l/min to 1,140 l/min

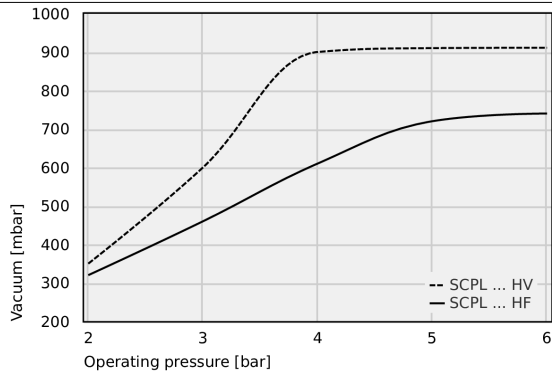
Performance Data Compact Ejectors SCPLb / SCPLc



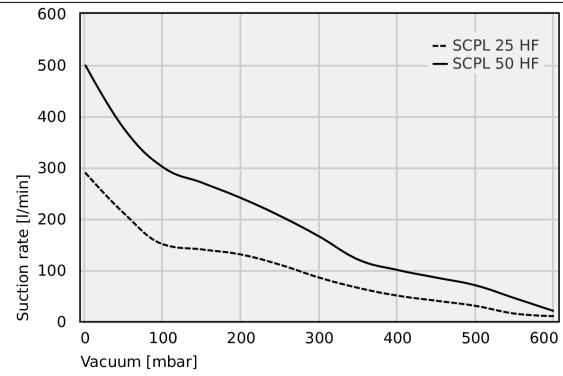
Evacuation times for various vacuum ranges [s/l]



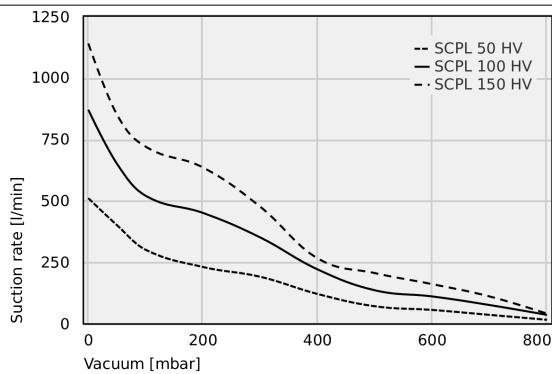
Evacuation times for various vacuum ranges [s/l]



Achievable vacuum at various operating pressures



Suction capacity at various degrees of evacuation [l/min]



Suction capacity at various degrees of evacuation [l/min]

Evacuation times for various vacuum ranges [s/l]

	0	100	200	300	400	500	600
SCPL 25 HF	0.02	0.03	0.06	0.11	0.21	0.35	0.61
SCPL 50 HF	0.01	0.02	0.04	0.06	0.11	0.18	0.30

Compact Ejectors SCPLb / SCPLc

Suction rate from 290 l/min to 1,140 l/min

	0	100	200	300	400	500	600	700	800
SCPL 50 HV	-	0.04	0.08	0.12	0.19	0.32	0.54	0.84	1.38
SCPL 100 HV	-	0.02	0.03	0.04	0.06	0.10	0.15	0.22	0.35
SCPL 150 HV	-	0.01	0.02	0.03	0.04	0.07	0.10	0.15	0.25

📏 Achievable vacuum at various operating pressures

	2	3	4	5	6
SCPL ... HV	350.00	600.00	900.00	910.00	911.00
SCPL ... HF	320.00	460.00	610.00	720.00	740.00

📏 Suction capacity at various degrees of evacuation [l/min]

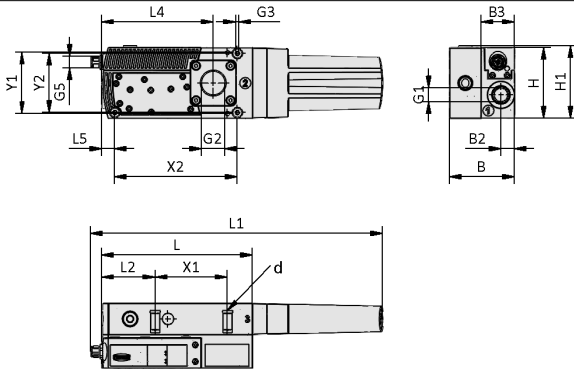
	0	50	100	150	200	250	300	350	400	450	500	550	600
SCPL 25 HF	290.00	210.00	150.00	140.00	130.00	110.00	85.00	65.00	50.00	40.00	30.00	15.00	10.00
SCPL 50 HF	500.00	375.00	300.00	270.00	240.00	205.00	165.00	120.00	100.00	85.00	70.00	45.00	20.00

	0	50	100	200	300	400	500	600	700	800
SCPL 50 HV	510	400	300	230	190	120	70	55	35	15
SCPL 100 HV	870	650	520	450	350	220	135	110	75	35
SCPL 150 HV	1140	850	720	635	475	265	205	160	110	40

Compact Ejectors SCPLb / SCPLc

Suction rate from 290 l/min to 1,140 l/min

Design Data Compact Ejectors SCPLb / SCPLc



SCPLb / SCPLc

Compact Ejectors SCPLb / SCPLc

Suction rate from 290 l/min to 1,140 l/min

Design Data Compact Ejectors SCPLb / SCPLc

Type		B [mm]	B2 [mm]	B3 [mm]	d [mm]	G1	G2	G3	G5	H [mm]	H1 [mm]
SCPLb	25	66.0	13.8	34	5.5	G3/8"-F	G3/4"-F	M4-F	M12x1-M	72	74
SCPLb	50	66.0	13.8	34	5.5	G3/8"-F	G3/4"-F	M4-F	M12x1-M	72	74
SCPLc	50	66.0	13.8	34	5.5	G3/8"-F	G3/4"-F	M4-F	M12x1-M	72	74
SCPLb	100	97.8	13.8	34	5.5	G3/8"-F	G1"-F	M4-F	M12x1-M	72	74
SCPLc	100	97.8	13.8	34	5.5	G3/8"-F	G1"-F	M4-F	M12x1-M	72	74
SCPLb	150	129.6	13.8	34	5.5	G3/8"-F	G1"-F	M4-F	M12x1-M	72	74
SCPLc	150	129.6	13.8	34	5.5	G3/8"-F	G1"-F	M4-F	M12x1-M	72	74

Type		L [mm]	L1 [mm]	L2 [mm]	L4 [mm]	L5 [mm]	X1 [mm]	X2 [mm]	Y1 [mm]	Y2 [mm]
SCPLb	25	153.5	297	54.5	113.5	13.5	73.5	124.5	62	60
SCPLb	50	153.5	297	54.5	113.5	13.5	73.5	124.5	62	60
SCPLc	50	153.5	297	54.5	113.5	13.5	73.5	124.5	62	60
SCPLb	100	153.5	297	54.5	113.5	13.5	73.5	124.5	62	60
SCPLc	100	153.5	297	54.5	113.5	13.5	73.5	124.5	62	60
SCPLb	150	153.5	297	54.5	113.5	13.5	73.5	124.5	62	60
SCPLc	150	153.5	297	54.5	113.5	13.5	73.5	124.5	62	60