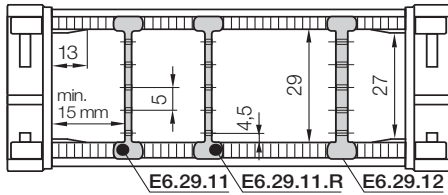


### Option 1: Vertical separators

Vertical separators are used if a vertical subdivision of the E-Chain® interior is required -

By standard vertical separators are assembled every 4th E-Chain® link!


- **Standard** subdivision with vertical separator E6.29.11\* (slotted 5 times), for combinations with full-width shelf 111.X
- **Notch separator** E6.29.11.R (slotted 5 times) can be locked in 2 mm increments due to gaps on the crossbars. For side-mounted applications and combinations with full-width shelf 111.X
- **Middle plate\*** E6.29.12 for combinations with side plate E6.29.13, full-width shelf 221.X and shelf 2210.X
- **Strain relief separator** E6.29.12.Z (slotted 5 times), can be integrated into the mounting bracket and can be placed there at any point



#### Vert. separator, slotted\*

unassembled E6.29.01

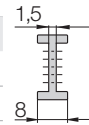
assembled E6.29.11



#### Notch separator

unassembled E6.29.01.R

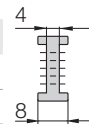
assembled E6.29.11.R



#### Middle plate\*

unassembled E6.29.02

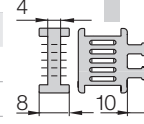
assembled E6.29.12



#### Strain relief separator

unassembled E6.29.02.Z

assembled E6.29.12.Z



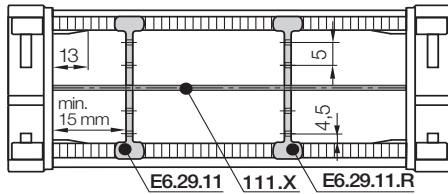
\*no minimum space required!

System T3  
Inner height: 29 mm

### Option 2: Full-width shelves

For applications involving many thin cables with similar or identical diameters

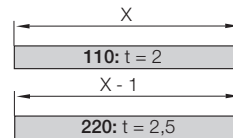
- **Full-width shelf 111.X** for combinations with vertical separator E6.29.11 and notch separator E6.29.11.R
- **Full-width shelf 221.X** for combinations with middle plate E6.29.12, strain relief separator E6.29.12.Z, and side plate E6.29.13



Width X [mm]	Part No. unassembled		Part No. assembled	
	110.X	220.X	111.X	221.X
030	110.30	220.30	111.30	221.30
040	110.40	220.40	111.40	221.40
050	110.50	220.50	111.50	221.50
060	110.60	220.60	111.60	221.60
070	110.70	220.70	111.70	221.70

Width X [mm]	Part No. unassembled		Part No. assembled	
	110.X	220.X	111.X	221.X
080	110.80	220.80	111.80	221.80
090	110.90	220.90	111.90	221.90
100	110.100	220.100	111.100	221.100
110	110.110	220.110	111.110	221.110
120	110.120	220.120	111.120	221.120

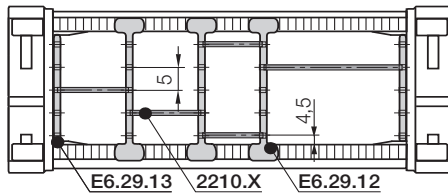
#### Full-width shelf



### Option 3: Shelves

Shelves can be arranged elevator-shifted with different bottoms within the entire E-Chain® width

- **Shelf 2210.X** for combinations with middle plate E6.29.12, strain relief separator E6.29.12.Z and side plate E6.29.13



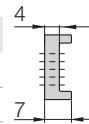
Width X [mm]	Part No. unassembled	Part No. assembled
018	2200.18	2210.18
023	2200.23	2210.23
028	2200.28	2210.28
033	2200.33	2210.33
038	2200.38	2210.38
043	2200.43	2210.43

Width X [mm]	Part No. unassembled	Part No. assembled
048	2200.48	2210.48
058	2200.58	2210.58
068	2200.68	2210.68
073	2200.73	2210.73
088	2200.88	2210.88
099	2200.99	2210.99

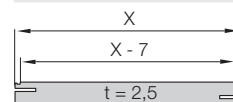
#### Side plate

unassembled E6.29.03

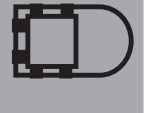
assembled E6.29.13



#### Shelf



Phone +49- (0) 22 03-96 49-800  
Fax +49- (0) 22 03-96 49-222



► page 8.27