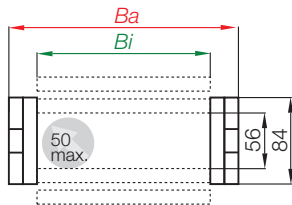


igus® E-ChainSystems®

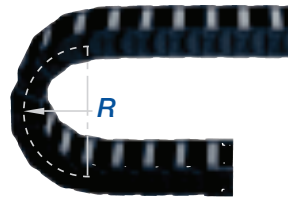


Part No. structure

4040. 30. 250. 0



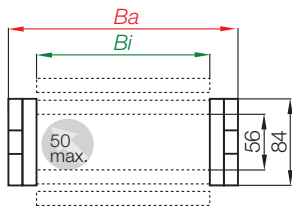
Series 4040- E-Chain® with crossbars every link



- Crossbars every link
- For rigid hydraulic hoses
- For applications particularly demanding
- Can be opened from two sides



Phone +49- (0) 22 03-96 49-800
Fax +49- (0) 22 03-96 49-222

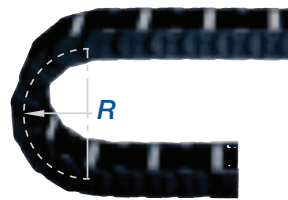


Part No. structure

4140. 30. 250. 0



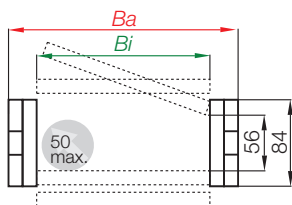
Series 4140 - E-Chain® with crossbars every 2nd link



- Crossbars every 2nd link = Standard
- For nearly every situation
- Can be opened from two sides
- Easy assembly
- Stable
- Attractive price



igus® GmbH
51147 Cologne

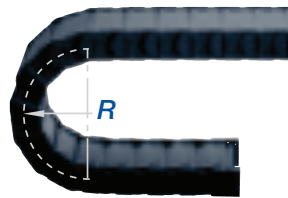


Part No. structure

8840. 30. 250. 0



Series R8840 - Fully enclosed E-Tube



- Fully enclosed
- Excellent cable protection against dirt
- Protection against hot chips (up to 900°C)
- Lids along the entire inner radius are completely removable. Lids along the entire outer radius are single sided snap-open with a hinge on the other side to keep them attached to the chain or completely removable.



Internet: www.igus.eu
E-mail: info@igus.de

Rol instead of gliding: Rol E-Chain®

Special solution for long travels. 75% less drive power (gliding application) with igus® Rol E-Chain®.
Series 4040R - Order example 4040R.30.250.0
Further information: www.igus.de/en/role
or phone: +49-0 22 03-96 49-800



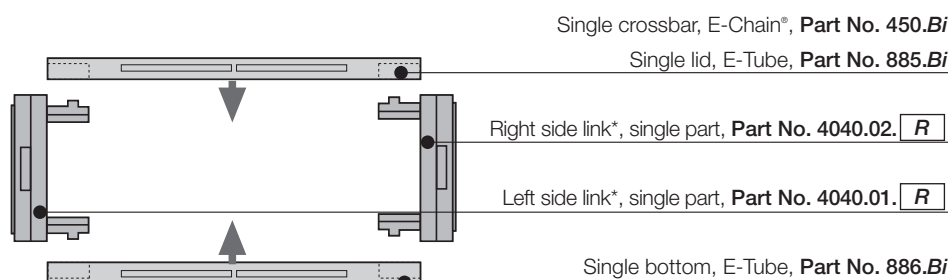
Part No.		<i>Bi</i> [mm]	<i>Ba</i> [mm]	4040 [kg/m]	4140 [kg/m]	R8840 [kg/m]
4040/4140.05.	<input type="checkbox"/> .0	50	86	≈ 3,65	≈ 3,58	-
4040/4140.06.	<input type="checkbox"/> .0	65	101	≈ 3,67	≈ 3,60	-
4040/4140/8840.07.	<input type="checkbox"/> .0*	75	111	≈ 3,78	≈ 3,70	≈ 4,24
4040/4140.08.	<input type="checkbox"/> .0	87	123	≈ 3,83	≈ 3,75	-
4040/4140/8840.10.	<input type="checkbox"/> .0	100	136	≈ 3,96	≈ 3,78	≈ 4,52
4040/4140.11.	<input type="checkbox"/> .0	112	149	≈ 4,09	≈ 3,85	-
4040/4140/8840.12.	<input type="checkbox"/> .0	125	161	≈ 4,16	≈ 3,88	≈ 4,88
4040/4140.13.	<input type="checkbox"/> .0	137	174	≈ 4,29	≈ 3,95	-
4040/4140/8840.15.	<input type="checkbox"/> .0	150	186	≈ 4,36	≈ 3,98	≈ 5,31
4040/4140.16.	<input type="checkbox"/> .0	162	199	≈ 4,47	≈ 4,04	-
4040/4140.17.	<input type="checkbox"/> .0	175	211	≈ 4,58	≈ 4,09	-
4040/4140.18.	<input type="checkbox"/> .0	187	224	≈ 4,69	≈ 4,15	-
4040/4140/8840.20.	<input type="checkbox"/> .0	200	236	≈ 4,71	≈ 4,16	≈ 5,89
4040/4140.21.	<input type="checkbox"/> .0	212	249	≈ 4,82	≈ 4,21	-
4040/4140.22.	<input type="checkbox"/> .0	225	261	≈ 4,88	≈ 4,25	-
4040/4140.23.	<input type="checkbox"/> .0	237	274	≈ 5,02	≈ 4,31	-
4040/4140/8840.25.	<input type="checkbox"/> .0	250	286	≈ 5,10	≈ 4,36	≈ 6,61
4040/4140.26.	<input type="checkbox"/> .0	262	299	≈ 5,19	≈ 4,40	-
4040/4140/8840.27.	<input type="checkbox"/> .0	275	311	≈ 5,30	≈ 4,46	≈ 6,89
4040/4140.28.	<input type="checkbox"/> .0	287	324	≈ 5,32	≈ 4,47	-
4040/4140/8840.30.	<input type="checkbox"/> .0	300	336	≈ 5,54	≈ 4,58	≈ 7,27
4040/4140.31.	<input type="checkbox"/> .0	312	349	≈ 5,58	≈ 4,60	-
4040/4140.32.	<input type="checkbox"/> .0	325	361	≈ 5,63	≈ 4,62	-
4040/4140.33.	<input type="checkbox"/> .0	337	374	≈ 5,81	≈ 4,71	-
4040/4140/8840.35.	<input type="checkbox"/> .0	350	386	≈ 5,96	≈ 4,79	≈ 8,02
4040/4140.36.	<input type="checkbox"/> .0	362	399	≈ 5,96	≈ 4,79	-
4040/4140.37.	<input type="checkbox"/> .0	375	411	≈ 5,98	≈ 4,80	-
4040/4140.38.	<input type="checkbox"/> .0	387	424	≈ 6,07	≈ 4,84	-
4040/4140/8840.40.	<input type="checkbox"/> .0	400	436	≈ 6,27	≈ 4,94	≈ 8,98
4040/4140.41.	<input type="checkbox"/> .0	412	449	≈ 6,42	≈ 5,02	-
4040/4140.42.	<input type="checkbox"/> .0	425	461	≈ 6,58	≈ 5,09	-
4040/4140.43.	<input type="checkbox"/> .0	437	474	≈ 6,64	≈ 5,13	-
4040/4140.45.	<input type="checkbox"/> .0	450	486	≈ 6,71	≈ 5,16	-
4040/4140/8840.46.	<input type="checkbox"/> .0	462	499	≈ 6,73	≈ 5,19	≈ 9,44
4040/4140.47.	<input type="checkbox"/> .0	475	511	≈ 6,86	≈ 5,24	-
4040/4140.48.	<input type="checkbox"/> .0	487	524	≈ 6,88	≈ 5,28	-
4040/4140.50.	<input type="checkbox"/> .0	500	536	≈ 7,00	≈ 5,30	-
4040/4140.51.	<input type="checkbox"/> .0	512	549	≈ 7,02	≈ 5,31	-
4040/4140.52.	<input type="checkbox"/> .0	525	561	≈ 7,06	≈ 5,34	-
4040/4140.53.	<input type="checkbox"/> .0	537	574	≈ 7,22	≈ 5,41	-
4040/4140.55.	<input type="checkbox"/> .0	550	586	≈ 7,70	≈ 5,65	-
4040/4140.60.	<input type="checkbox"/> .0	600	636	≈ 7,90	≈ 5,75	-

Available bending radii

R [mm] 135* 150 175 200 240 250 300 350 400 500

Supplement Part No. with required radius. Example: 4040.30. 300.0

0 = standard color, other colors ▶ page 1.39 · Pitch = 91 mm/link - Links/m = 11



Hot Chips up to 850°C

E-Tubes that repel hot chips, up to 850°C. Some applications, depending on amount and size of the chips, can burn or melt the surface. That is no longer the case with the igus® "igumid HT" material. Order example:

Full E-Tube made of HT*:
8840.40.150.0.HT
 Lids made of HT:
8840.40.HTE.150.0

*for long travels upon request
 Further Information:
www.igus.de/en/HT
Delivery time
 up to 4 weeks!



Extreme Glider...

...with up to 70% larger glide surface. For high additional loads and high gliding speeds. Gliding applications without additional elements as well as 150% more wear allowance and improvement of service life by factor 4!

Order example:
4040.35G.250.0
4040.45G.250.0
 Further information:
 phone +49-0 22 03-96 49-800



* Removable lid only, no hinged option
 ** not available for R8840



Extender crossbar for large diameter hoses ▶ page 7.254

Part No. E-Chain® - links, single parts

*View from the fixed point of the E-Chain®/E-Tube

System E4/4
 Inner height: 56 mm

Phone +49- (0) 22 03-96 49-800
 Fax +49- (0) 22 03-96 49-222



▶ page 7.223