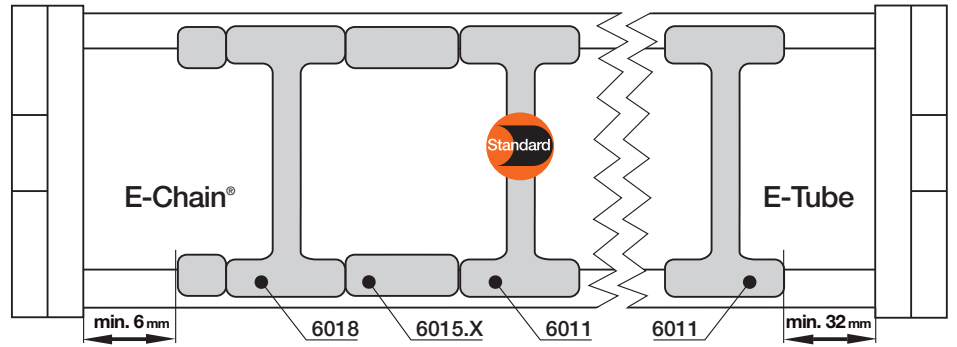




Vertical separators are used if a vertical subdivision is required. In the standard configuration, a separator is mounted at every second link. **Note:** Observe a lateral spacing of at least 32 mm (E-Tube) and 6 mm (E-Chain)!  
Exception: Minimum spacing  
Locking separator 6008 = 23 mm

Exception: Minimum spacing  
Locking separator 6008 = 23 mm



Vertical separator  
6001



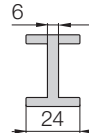
Spacer  
6005.XX



Locking separator  
6008

**Vertical separator  
for E-Chains®/E-Tubes**

unassembled	6001
assembled	6011



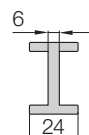
**Spacer\*,  
for E-Chains®**

unassembled	6005.XX
assembled	6015.XX



**Locking separator  
for E-Chains®**

unassembled	6008
assembled	6018



\*For side-mounted applications

**Option 1: Vertical separators and spacers**

● **Standard separator 6001 for E-Chains® and E-Tubes** offers safe stability due to its wide base design, also when used with thick cables or hoses.

● Separators (e.g. "side mounted") for E-Chains® can be fixed in their position with **Spacers 6005.XX**. The available inner height will be reduced by 2 mm, per spacer and side. To avoid this, the parts can be assembled on outside of the crossbar (not for long travels) **XX = width of the spacer** (available 10, 15, 20 mm)

**Additionally:**

● **Locking separator 6008 for E-Chains®** - with increased retention force for applications exposed to very high humidity or extreme loads. The extra retention force is achieved by asymmetric claws for the crossbar. Ensure proper alignment.

Phone +49- (0) 22 03-96 49-800  
Fax +49- (0) 22 03-96 49-222

igus® GmbH  
51147 Cologne

Internet: [www.igus.eu](http://www.igus.eu)  
E-mail: [info@igus.de](mailto:info@igus.de)