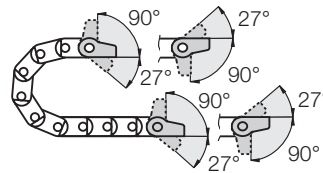


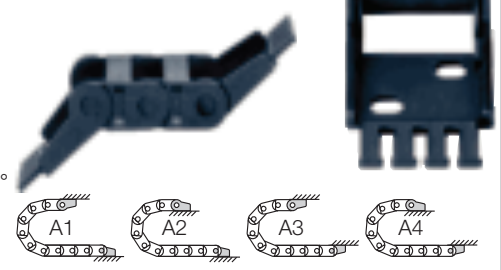
The Standard - option polymer - pivoting

- Recommended for unsupported and gliding applications
- Well suited for tight installation conditions
- Strain relief with detachable tiwrap plates
- Variable traverse angle for flexible assembly
- The twistability of the E-Chain® and the option to assemble the mounting brackets on the fixed end and/or the moving end, enable various installation options

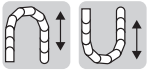
Moving end with bore
(outer link) 10...3P(Z)



10...4P(Z) Fixed end
with pin (inner link)



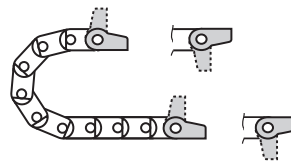
Possible installation conditions for assembled mounting brackets ▶ Order example "preassembled" below



Option polymer - locking

- Recommended for unsupported and gliding applications
- Furthermore:**
- At very high speed and/or acceleration
 - If space is limited for height (the H_F measurement)
 - The twistability of the E-Chain® and the option to assemble the mounting brackets on the fixed end and/or the moving end, enable various installation options

Moving end with bore
(outer link) 10...1P(Z)

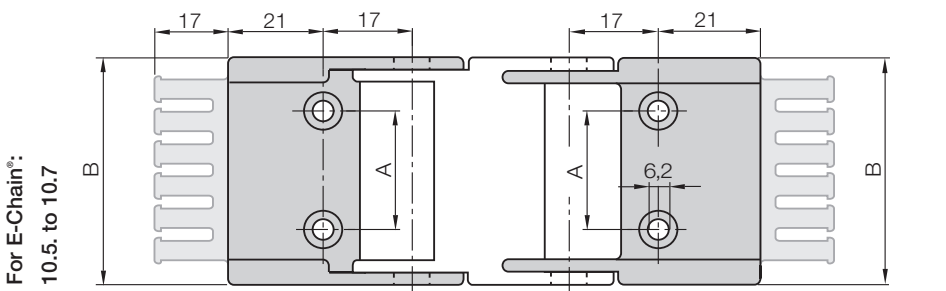
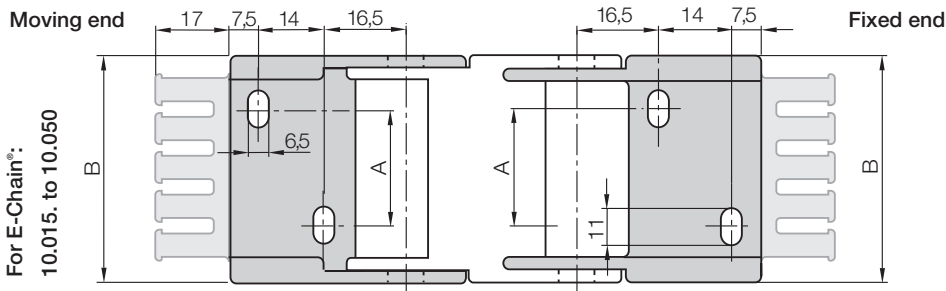


10...2P(Z) Fixed end
with pin (inner link)



Possible installation conditions for assembled mounting brackets ▶ Order example "preassembled" below

10...3P(Z) Standard! (pivoting)
10...1P(Z) (locking)



For E-Chain®	Part No. full set with tiwrap plate	Part No. full set without tiwrap plate	Dim. A [mm]	Dim. B [mm]
10.015. ▶	1015. [] PZ	1015. [] P	-	25,5
10.025. ▶	1025. [] PZ	1025. [] P	10	35,5
10.038. ▶	1038. [] PZ	1038. [] P	23	48,5
10.050. ▶	1050. [] PZ	1050. [] P	35	60,5
10.5. ▶	105. [] PZ	105. [] P	48	75,0
10.6. ▶	106. [] PZ	106. [] P	65	92,0
10.7. ▶	107. [] PZ	107. [] P	85	112,0

Please add the Part No. with the requested index - 34 for the pivoting configuration

e.g. 1025. [34] PZ or 12 for the locking configuration e.g. 1025. [12] PZ

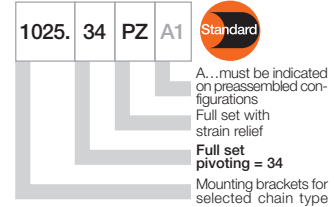
For the preassembled mode please add the index [A1]...[A4] e.g. 1025. [34] PZ [A1]

Standard! (pivoting) 10...4P(Z)
(locking) 10...2P(Z)

Dimensions and order configurations

Strain relief is possible on the moving end and/or the fixed end.

Part No. structure (pivoting)



Full set, for both ends:

1025. [34] PZ +tiwrap plate

Single-part order:

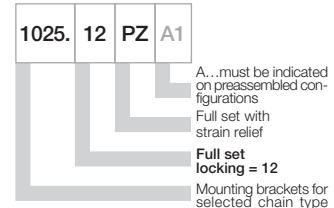
1025. [3] PZ +tiwrap plate

Mounting bracket with bore

1025. [4] PZ +tiwrap plate

Mounting bracket with pin

Part No. structure (locking)



Full set, for both ends:

1025. [12] PZ +tiwrap plate

Single-part order:

1025. [1] PZ +tiwrap plate

Mounting bracket with bore

1025. [2] PZ +tiwrap plate

Mounting bracket with pin