
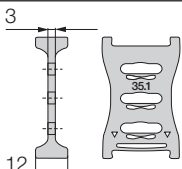


By standard vertical separators are assembled every 2nd E-Chain® link

Note: Only suitable for E-Chain® Series 2600/2700! Interior separation for E-Tubes ► see next page


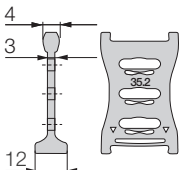



**Standard separator,
wide foot**

unassembled	35.1
assembled	35.1.1

Standard - for all applications

Separator with wide foot for maximum locking strength and safe standing in E-Chains®.


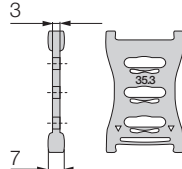



**Separator,
narrow head**

unassembled	35.2
assembled	35.2.1

For even faster installation

Firm hold to one side with a wide foot, narrow on opposed side for easy cable assembly (slight grip). Available upon request. Delivery time approx. 1-2 weeks after order.


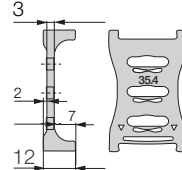



**Separator,
narrow foot**

unassembled	35.3
assembled	35.3.1

For many thin cables

Separator with narrow foot for a large number of thin cables side by side. Saves space in E-Chains®. Available upon request. Delivery time approx. 1-2 weeks after order.


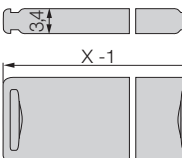



**Separator,
asymmetrical**

unassembled	35.4
assembled	34.2.1

For side-mounted applications

Asymmetrical separator, for defined distance. No additional spacers necessary. Available upon request. Delivery time approx. 1-2 weeks after order.

**Full-width shelf,
lockable**

unassembled	3200.X
assembled	3210.X

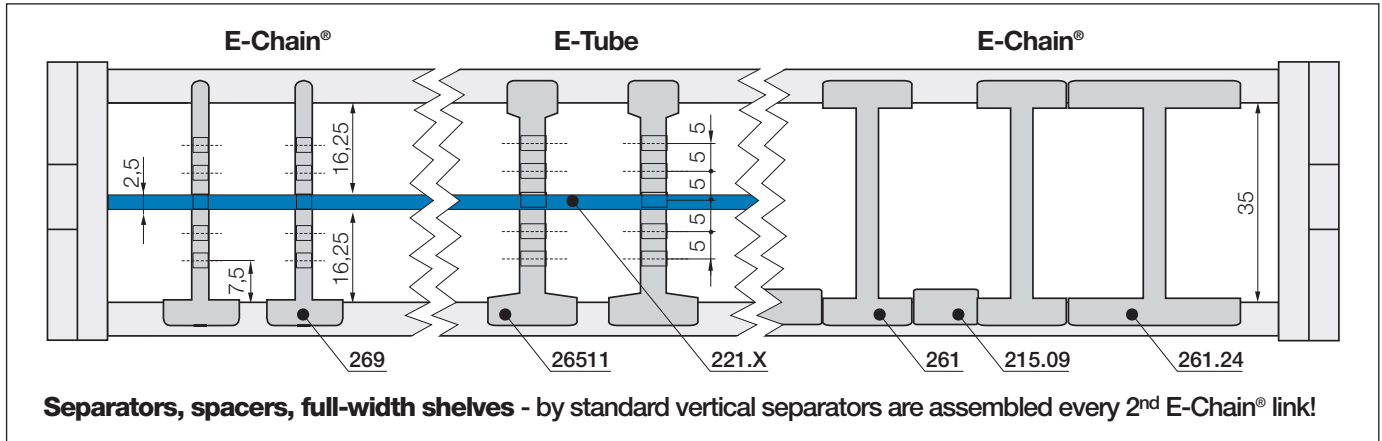
Horizontal separation

Full-width shelf locks safely into separators on both ends, fixed width possible. To be used as full-width shelf for a consequent subdivision or as shelf for a pattern system in 3 levels. Available upon request. Delivery time approx. 1-2 weeks after order.

Lockable full-width shelves - for the standard interior separation



Width X [mm]	unassembled	assembled	Width X [mm]	unassembled	assembled	Width X [mm]	unassembled	assembled
050	3200.050	3210.050	115	3200.115	3210.115	175	3200.175	3210.175
075	3200.075	3210.075	125	3200.125	3210.125			
100	3200.100	3210.100	150	3200.150	3210.150			



Slotted separator for E-Chains®

unassembled	268
assembled	269

Slotted separator 268 (E-Chains® only)

is used when vertical and horizontal separation is required. Due to its slot, it allows basic vertical/horizontal shelving arrangements.

Slotted separator for E-Tubes

unassembled	26501
assembled	26511

Slotted separator 26501 (E-Tubes only)

is used when vertical and horizontal separation is required. Due to its slot, it allows basic vertical/horizontal shelving arrangements.

Separator for E-Chains®

unassembled	260
assembled	261

Separator 260 (E-Chains® only)

For a simple vertical subdivision on E-Chains®.

Separator, wide foot* for E-Chains®

unassembled	260.24
assembled	261.24

Separator, wide foot* 260.24 (E-Chains® only)

If a wide space between the separators has to be kept or separators have to be fixed in their position, e.g. for side-mounted applications. (*for side-mounted applications)

Spacer* E-Chains®

unassembled	205.09
assembled	215.09

Spacer* 205.09 (E-Chains® only)

Separators can be fixed in position (only mountable along the inner radius of the fixed crossbar). (*for side-mounted applications)

Full-width shelf E-Chains®/E-Tubes

unassembled	220.X
assembled	221.X

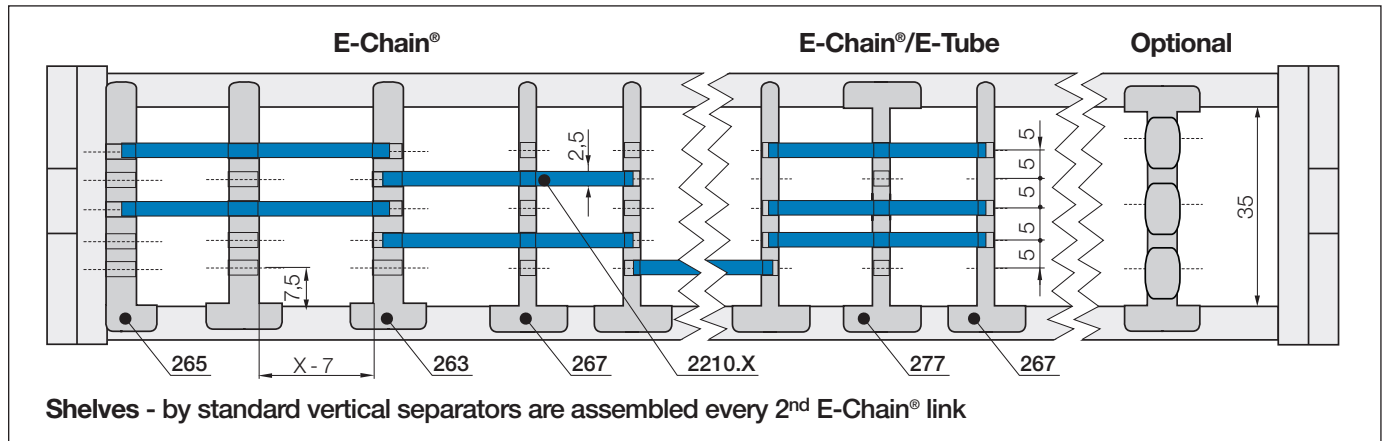
Full-width shelf 220.X (E-Chains® and E-Tubes)

This option makes sense in applications with many thin cables with similar diameters. For a consequent subdivision. Full-width shelves can be arranged at 5 different heights (in 5 mm increments).

Full-width shelves

Width X [mm]	unassembled	assembled	Width X [mm]	unassembled	assembled	Width X [mm]	unassembled	assembled
025	220.25	221.25	077	220.77	221.77	125	220.125	221.125
038	220.38	221.38	090	220.90	221.90			
057	220.57	221.57	103	220.103	221.103			





**Slotted middle plate
E-Chains®**

unassembled	262
assembled	263

Middle plate 262 (E-Chains® only)

form the basic pattern of shelf 2200.X arranged at 5 different heights (in 5 mm increments)

**Slotted separator
for E-Chains®**

unassembled	266
assembled	267

Slotted separator 266 (E-Chains® only)

For a very fine subdivision. No retrofitting into an existing separation system without dismantling the interior separators first.

**Open slotted separator
E-Chains® / E-Tubes**

unassembled	276
assembled	277

Open slotted separator 276 (E-Chains® and E-Tubes)

Quick assembly - retrofitting into an existing interior separation system without dismantling.

**Side plate
for E-Chains®**

unassembled	264
assembled	265

Side plate 264 (E-Chains® only)

Like middle plate. Allows a pattern system until side links.

**Shelf for
E-Chains® / E-Tubes**

unassembled	2200.X
assembled	2210.X

Shelf 2200.X (E-Chains® and E-Tubes)

For applications involving many cables with different diameters shelves can be arranged elevator-shifted. They can be arranged at 5 different heights (in 5 mm increments).

Shelves

Width X [mm]	unassembled	assembled	Width X [mm]	unassembled	assembled	Width X [mm]	unassembled	assembled
018	2200.18	2210.18	038	2200.38	2210.38	068	2200.68	2210.68
023	2200.23	2210.23	043	2200.43	2210.43	073	2200.73	2210.73
028	2200.28	2210.28	048	2200.48	2210.48	088	2200.88	2210.88
033	2200.33	2210.33	058	2200.58	2210.58	099	2200.99	2210.99

**Strain relief separator
for E-Chains®**

unassembled	262.Z
assembled	263.Z

Additional elements for interior separation

Strain relief separator 262.Z (E-Chains® only)

Can be integrated into the mounting bracket and can be placed there at any point. It combines strain relief and interior separation.