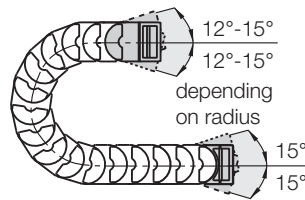


Option KMA* - pivoting, abbreviated

- Recommended for unsupported and gliding applications
- Abbreviated, pivoting
- Universal mountable with attachment capability on all sides
- Locked connection to E-Tube
- Corrosion-resistant
- Space-restricted
- Long travels with lowered mounting height possible

*KMA = Polymer Metal Mounting Bracket

Moving end (outer link)
1580...1

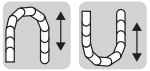
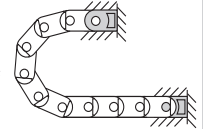


1580...2

Fixed end (inner link)



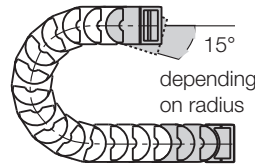
The attachment variants arising automatically by the choice of the KMA mounting bracket



Option KMA - locking, abbreviated

- Recommended for vertical hanging / standing applications
- Abbreviated, locking
- Flush mounting at both ends of the E-Tube
- Corrosion-resistant
- Flush mounting, turned 90° at fixed end option

Moving end (outer link)
1585...1

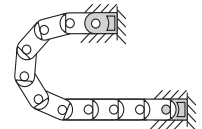


1585...2

Fixed end (inner link)



The attachment variants arising automatically by the choice of the KMA mounting bracket



1580...1 (pivoting)

1585...1 (locking)

Moving end

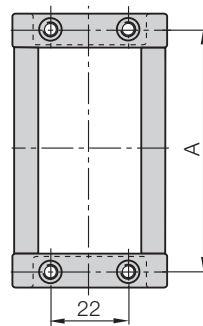
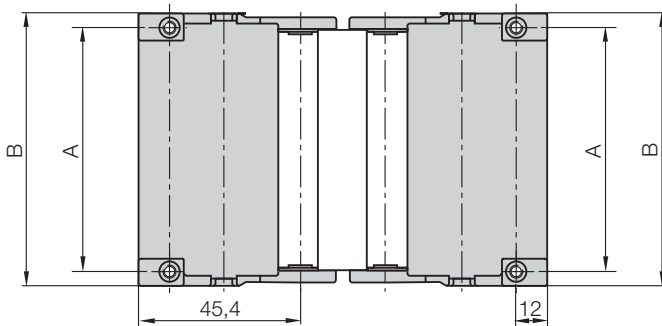
(pivoting) 1580...2

(locking) 1585...2

Fixed end

Quickflange available upon request

Dimensions and order configurations



For Series	Part No. full set	Dim. A [mm]	Dim. B [mm]
157-158.040 ▶	.040.12	50	61
157-158.050 ▶	.050.12	60	71
157-158.075 ▶	.075.12	85	96
157-158.088 ▶	.088.12	98	109
157-158.090 ▶	.090.12	98	109
157-158.100 ▶	.100.12	110	121
157-158.125 ▶	.125.12	135	146
157-158.135 ▶	.135.12	145	156
157-158.150 ▶	.150.12	160	171
157-158.175 ▶	.175.12	185	196
157-158.200 ▶	.200.12	210	221

Please add the Part No. with the requested index - 1580 for the pivoting configuration

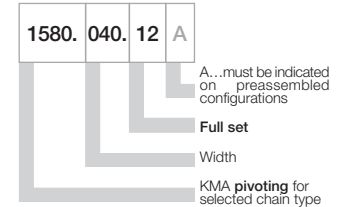
e.g. 1580.100.12 or 1585 for the locking configuration e.g. 1585.100.12

For the preassembled mode please add the index A e.g. 1580.100.12 A

The following parts are required for attachment of the mounting brackets:

- Socket head cap bolt M5 DIN 912-8.8 Length depends on the thickness of the attachment base
- Washer 5,3 DIN 125-ST ● Hexagon nut M5 DIN 934-8

Part No. structure (pivoting)



Full set, for both ends:

1580.040.12

Single-part order:

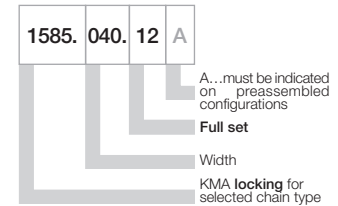
1580.040.1

Mounting bracket with bore

1580.040.2

Mounting bracket with pin

Part No. structure (locking)



Full set, for both ends:

1585.040.12

Single-part order:

1585.040.1

Mounting bracket with bore

1585.040.2

Mounting bracket with pin



Strain relief separator for the use in the first or last chain link ▶ page 6.18



▶ page 6.5