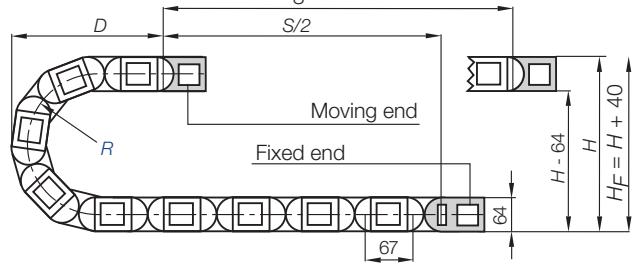


Pitch = 67 mm Links per m = 15 e-chain® length = $S/2 + K$

R	075	100	115	125	150	170	200	215	250	300	350
H_{+25}^0	215	265	295	315	365	405	465	495	565	665	765
D	174	199	214	224	249	269	299	314	349	399	449
K	370	450	500	530	610	670	765	810	920	1080	1235

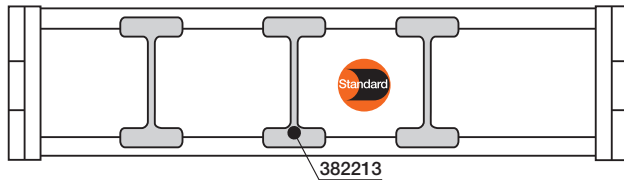
The required clearance height is $H_f = H + 40$ mm (bei 2,0 kg/m Zusatzlast). Please consult igus® if space is particularly restricted.

Installation Dimensions



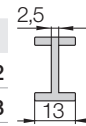
52

System E4/00
Inner height: 52 mm



Vertical separator

unassembled **382212**
assembled **382213**



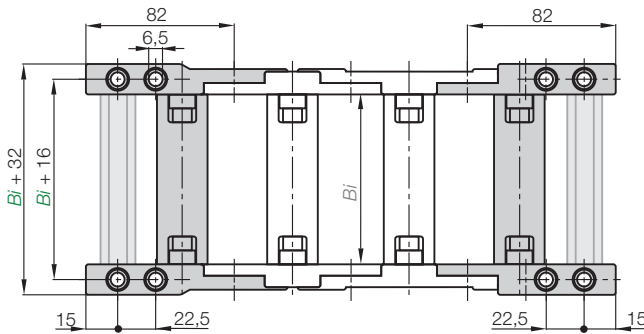
Interior Separation

Full program ▶ page 12.16

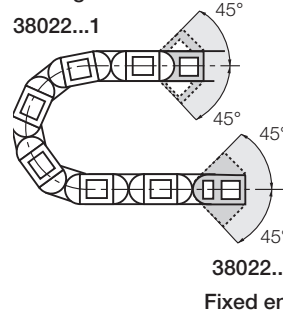


38022...2
Fixed end

38022...1
Moving end



Moving end
38022...1

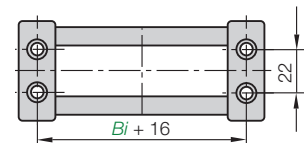


Mounting Brackets



KMA pivoting - mounting with
M6 socket head cup bolt

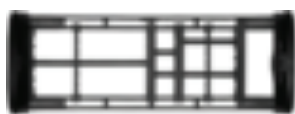
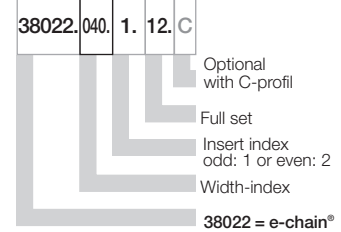
(KMA = Polymer Metal Mounting Bracket)



For e-chain® width-index	Part No. full set optional with C-profile	Bi [mm]
.040. ▶	38022.040.□.12	40
.050. ▶	38022.050.□.12	50
.062. ▶	38022.062.□.12	62
.070. ▶	38022.070.□.12	70
.075. ▶	38022.075.□.12	75
.087. ▶	38022.087.□.12	87
.100. ▶	38022.100.□.12	100
.125. ▶	38022.125.□.12	125

For e-chain® width-index	Part No. full set optional with C-profile	Bi [mm]
.150. ▶	38022.150.□.12	150
.175. ▶	38022.175.□.12	175
.200. ▶	38022.200.□.12	200
.225. ▶	38022.225.□.12	225
.250. ▶	38022.250.□.12	250
.275. ▶	38022.275.□.12	275
.300. ▶	38022.300.□.12	300

Part No. structure



Interior separation with locking shelves



Optional: Mounting bracket KMA, locking, Part No. 39022.XX

Additional Features

Detailed information ▶ on request!

Phone +49- (0) 22 03-96 49-800
Fax +49- (0) 22 03-96 49-222

