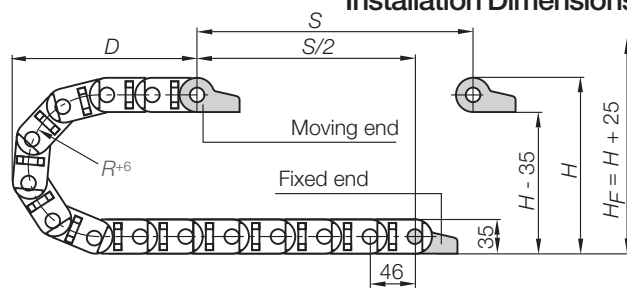


Pitch = 46 mm    Links per m = 22    Chain length =  $S/2 + K$

| R               | 055 | 075 | 100 | 125 | 150 | 175 | 200 | 225 | 250 |
|-----------------|-----|-----|-----|-----|-----|-----|-----|-----|-----|
| H <sup>+4</sup> | 145 | 185 | 235 | 285 | 335 | 385 | 435 | 485 | 535 |
| D               | 125 | 150 | 170 | 195 | 220 | 245 | 270 | 295 | 320 |
| K               | 276 | 346 | 414 | 496 | 578 | 660 | 742 | 814 | 920 |

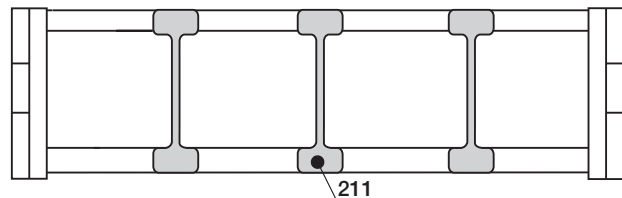
The required clearance height is  $H_F = H + 25$  mm (with 1,5 kg/m fill weight). Please consult igus® if space is particularly restricted.

### Installation Dimensions



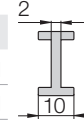
25

E2 medium classic  
Inner height: 25 mm



#### Vertical separator

|             |     |
|-------------|-----|
| unassembled | 201 |
| assembled   | 211 |



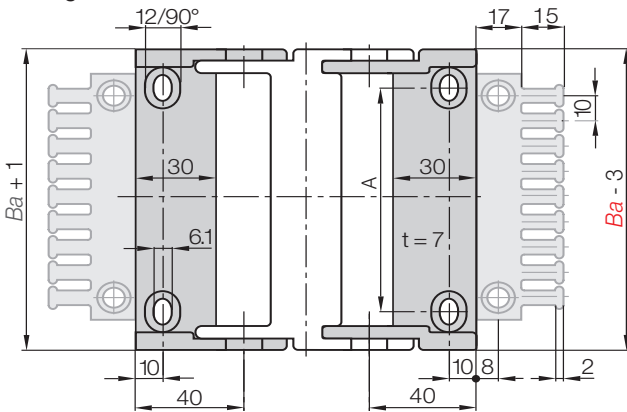
### Interior Separation

Full program ▶ page 5.106

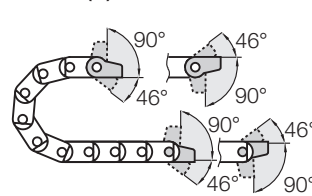


2...3.PZ(B)  
Moving end

2...4.PZ(B)  
Fixed end




Moving end (with bore)  
2...3.PZ(B)



2...4.PZ(B)  
Fixed end (with pin)

### Mounting Brackets



Polymer pivoting, with or without strain relief tiewrap plates

| For E-Chain®      | Part No. full set with tiewrap plate | Part No. with tiewrap plate + 10 cable tiewraps | Part No. full set without tiewrap plate | Dimension A [mm] |
|-------------------|--------------------------------------|---|---|------------------|
| 200/240/250.02. ▶ | 2020.34.PZB                          | 2020.34.PZBK1                                   | 2020.34.PZ                              | 12               |
| 200/240/250.03. ▶ | 2030.34.PZB                          | 2030.34.PZBK1                                   | 2030.34.PZ                              | 25               |
| 200/240/250.05. ▶ | 2050.34.PZB                          | 2050.34.PZBK1                                   | 2050.34.PZ                              | 44               |
| 200/240/250.07. ▶ | 2070.34.PZB                          | 2070.34.PZBK1                                   | 2070.34.PZ                              | 64               |
| 200/240/250.09. ▶ | 2090.34.PZB                          | 2090.34.PZBK1                                   | 2090.34.PZ                              | 77               |
| 200/240/250.10. ▶ | 2100.34.PZB                          | 2100.34.PZBK1                                   | 2100.34.PZ                              | 90               |
| 200/240/250.12. ▶ | 2125.34.PZB                          | 2125.34.PZBK1                                   | 2125.34.PZ                              | 112              |

Tiewrap plates are possible at the moving end and/or the fixed end!

#### Part No. structure

2020.34.PZ B



Full set, for both ends:

2020.34.PZB (+ tiewrap plates)


Single-part order:

2020.3.PZB (+ tiewrap plates)

Mounting bracket with bore

2020.4.PZB (+ tiewrap plates)

Mounting bracket with pin



Interior separation with full-width shelves and shelves possible



Polymer mounting bracket, locking



KMA mounting bracket available with C-profile



Steel mounting bracket available

### Additional Features

For more features ▶ see link below



chapter 9

chapter 10