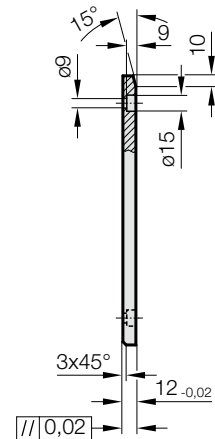
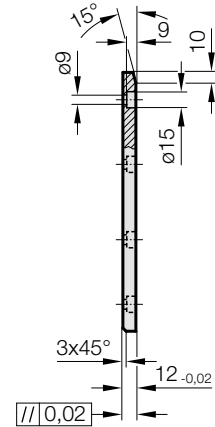
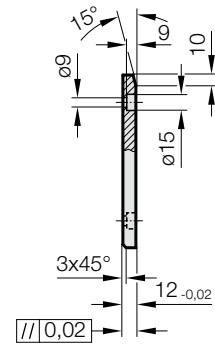
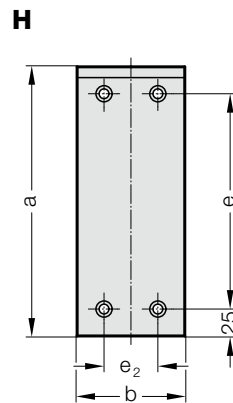
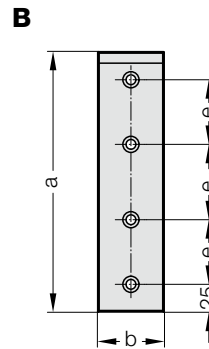
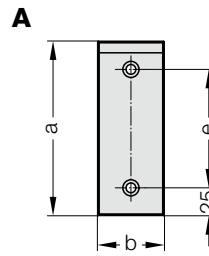


KLUZNÁ DESKA, OCEL, VDI 3357



2960.88.



Materiál:

ocel, povrchově kalená

Upozornění:

Dodává se bez šroubů.

Upevnění:

Použít šrouby s válcovou hlavou
DIN EN ISO 4762 M8.

KLUZNÁ DESKA, OCEL, VDI 3357

2960.88. Kluzná deska, ocel, VDI 3357

Objednací č.	Tvar	b	a	e	e ₁	e ₂	Počet šroubů
2960.88.030.080	A	30	80	30	-	-	2
2960.88.030.100	A	30	100	50	-	-	2
2960.88.030.125	A	30	125	75	-	-	2
2960.88.030.160	A	30	160	110	-	-	2
2960.88.030.200	A	30	200	150	-	-	2
2960.88.040.080	A	40	80	30	-	-	2
2960.88.040.100	A	40	100	50	-	-	2
2960.88.040.125	A	40	125	75	-	-	2
2960.88.040.160	A	40	160	110	-	-	2
2960.88.040.200	A	40	200	150	-	-	2
2960.88.040.225	A	40	225	175	-	-	2
2960.88.040.240	B	40	240	60	70	-	4
2960.88.040.250	B	40	250	60	80	-	4
2960.88.040.260	B	40	260	60	90	-	4
2960.88.040.280	B	40	280	60	110	-	4
2960.88.050.080	A	50	80	30	-	-	2
2960.88.050.100	A	50	100	50	-	-	2
2960.88.050.125	A	50	125	75	-	-	2
2960.88.050.160	A	50	160	110	-	-	2
2960.88.050.180	A	50	180	130	-	-	2
2960.88.050.200	A	50	200	150	-	-	2
2960.88.050.225	A	50	225	175	-	-	2
2960.88.050.240	B	50	240	60	70	-	4
2960.88.050.250	B	50	250	60	80	-	4
2960.88.050.260	B	50	260	60	90	-	4
2960.88.050.280	B	50	280	60	110	-	4
2960.88.060.080	A	60	80	30	-	-	2
2960.88.060.100	A	60	100	50	-	-	2
2960.88.060.125	A	60	125	75	-	-	2
2960.88.060.160	A	60	160	110	-	-	2
2960.88.060.180	A	60	180	130	-	-	2
2960.88.060.200	A	60	200	150	-	-	2
2960.88.060.225	A	60	225	175	-	-	2
2960.88.060.240	B	60	240	60	70	-	4
2960.88.060.250	B	60	250	60	80	-	4
2960.88.060.260	B	60	260	60	90	-	4
2960.88.060.280	B	60	280	60	110	-	4
2960.88.060.300	B	60	300	80	90	-	4
2960.88.060.320	B	60	320	80	110	-	4
2960.88.060.340	B	60	340	80	130	-	4
2960.88.060.350	B	60	350	100	100	-	4
2960.88.080.080	A	80	80	30	-	-	2
2960.88.080.100	A	80	100	50	-	-	2
2960.88.080.125	A	80	125	75	-	-	2
2960.88.080.160	A	80	160	110	-	-	2
2960.88.080.200	A	80	200	150	-	-	2
2960.88.080.225	A	80	225	175	-	-	2
2960.88.080.240	B	80	240	60	70	-	4
2960.88.080.250	B	80	250	60	80	-	4
2960.88.080.260	B	80	260	60	90	-	4
2960.88.080.280	B	80	280	60	110	-	4
2960.88.080.300	B	80	300	80	90	-	4
2960.88.080.320	B	80	320	80	110	-	4
2960.88.080.340	B	80	340	80	130	-	4
2960.88.080.350	B	80	350	100	100	-	4
2960.88.100.125	H	100	125	75	-	50	4
2960.88.100.160	H	100	160	110	-	50	4
2960.88.100.200	H	100	200	150	-	50	4
2960.88.100.225	H	100	225	175	-	50	4
2960.88.100.250	B	100	250	60	80	-	4
2960.88.100.250.1	H	100	250	200	-	50	4
2960.88.100.280	B	100	280	60	110	-	4
2960.88.100.300	B	100	300	80	90	-	4
2960.88.100.320	B	100	320	80	110	-	4
2960.88.100.340	B	100	340	80	130	-	4
2960.88.100.350	B	100	350	100	100	-	4