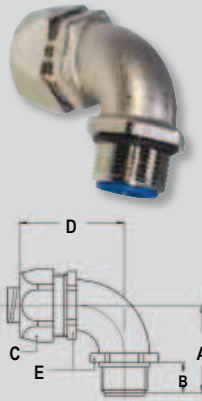
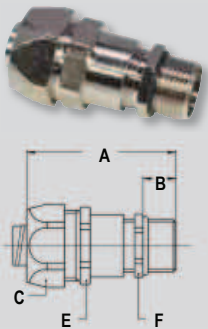


**Pg 90° fitting, male, nickel plated brass
(including connection set).**



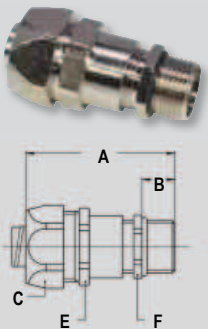
Thread	UIG/UI	Min. Internal Bore (mm)	Dimensions in mm					Standard Package	Article Number	Weight (Kg/100)
			A	B	C	D	E			
Pg 11	5/16"	6,8	32	12	26	42	22	10	810.912.7	10,3
Pg 13,5	5/16"	6,8	32	12	26	42	22	10	810.914.7	10,3
Pg 11	3/8"	9,8	32	12	26	42	22	10	810.911.7	10,5
Pg 13,5	3/8"	9,8	32	12	26	42	22	10	810.913.7	10,5
Pg 16	1/2"	13,9	36	13	29	43	27	10	810.916.7	17,1
Pg 21	3/4"	18,5	43	15	35	48	33	5	810.921.7	24,6
Pg 29	1"	22,8	48	15	45	59	42	5	810.929.7	37,9
Pg 36	1.1/4"	30,8	57	16	54	68	51	2	810.936.7	66,3
Pg 42	1.1/2"	36,8	63	18	63	78	60	2	810.942.7	93,7
Pg 48	2"	47,8	74	20	77	96	74	2	810.948.7	151,3

**Pg cable-hose fitting, male, nickel plated brass
(including connection set).**



Thread	UIG/UI	Clamping Range (mm)	Dimensions in mm					Standard Package	Article Number	Weight (Kg/100)
			A	B	C	E	F			
Pg 9	5/16"	4 - 6,8	55	10	26	24	17	10	810.709.7	9,2
Pg 9	3/8"	5 - 8	55	10	26	24	20	10	810.712.7	9,4
Pg 11	3/8"	5 - 9,8	55	10	26	24	20	10	810.711.7	11,1
Pg 13,5	1/2"	6 - 12	57	10	29	27	22	10	810.715.7	11,5
Pg 16	1/2"	10 - 13,9	60	10	29	27	24	10	810.716.7	13,5
Pg 21	3/4"	13 - 18	67	12	35	33	30	5	810.721.7	22,6
Pg 29	1"	18 - 22,8	80	12	45	43	40	5	810.729.7	38,0

**Pg cable-hose fitting, male, nickel plated brass, silicone insert up to max +260 °C
(including connection set).**



Thread	UIG/UI	Clamping Range (mm)	Dimensions in mm					Standard Package	Article Number	Weight (Kg/100)
			A	B	C	E	F			
Pg 11	3/8"	5 - 9,8	51	6	26	24	22	10	810.711.4	11,1
Pg 13,5	1/2"	8 - 12	54	7	29	27	24	10	810.715.4	11,5
Pg 16	1/2"	8 - 13,9	56	6	29	27	24	10	810.716.4	13,5
Pg 21	3/4"	10 - 18	62	7	35	33	32	5	810.721.4	22,6

**ANACONDA
MULTIFLEX**

**FITTINGS FOR
TYPE UIG / UI
IP 40**