

## No. 6983G

### Pressure gauge, with housing

Threaded design.



**NEW!**



CAD

Order no.	Article no.	max. pressure range [bar]	Md [Nm]	Md 1 [Nm]	OR-1 O-ring Order No.	Weight [g]
562211	6983G-10-160	160	100	15	562534	635
562212	6983G-10-400	400	100	15	562534	635

#### Design:

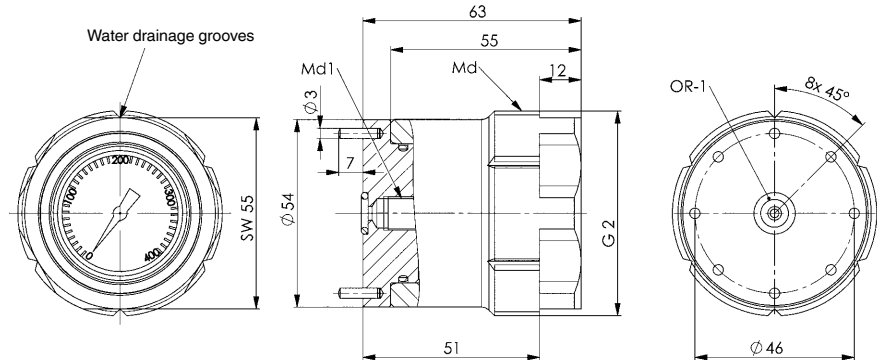
Steel housing burnished for screwing in, splash-proof by means of chip-resistant glass pane, with water drain notches.

#### Application:

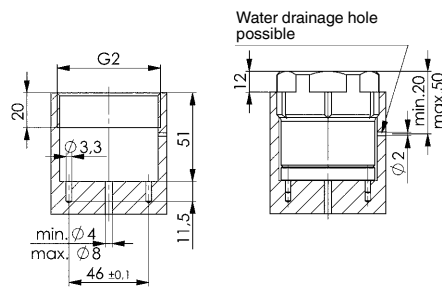
For quick, direct reading of hydraulic pressures in fixtures. Pressure gauge is protected by a chip-resistant glass pane. The structural shape prevents any accumulation of chips.

#### Note:

For screwing into the fixture with O-ring connection. Anti-rotation device by means of two pins.



#### Installation dimensions:



## No. 6983B

### Pressure gauge, with housing

Block design.



**NEW!**



CAD

Order no.	Article no.	max. pressure range [bar]	Md 1 [Nm]	OR-1 O-ring Order No.	Screw (2 pieces)	Weight [g]
562213	6983B-10-160	160	15	321646	M8 x 75	1887
562214	6983B-10-400	400	15	321646	M8 x 75	1887

#### Design:

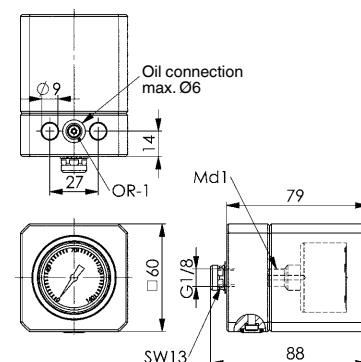
Steel housing, burnished, splash-proof by means of chip-resistant glass pane. Supplied as standard with O-ring, oil plugs and fastening bolts. Oil supply via threaded connection or oil channel in the fixture body.

#### Application:

For quick, direct reading of hydraulic pressures in fixtures. Pressure gauge is protected by a chip-resistant glass pane.

#### Note:

The bottom oil channel is plugged by a sealing washer and an M4 x 6 bolt.



Subject to technical alterations.