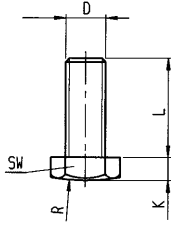


No. 6940

Set screw, ball-shaped

Strength class 10.9

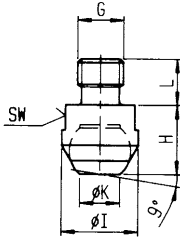


Order no.	Article no.	D x L	K	R	SW	Weight [g]
64014	6940-M5	M5x10	3,5	25	8	2,4
64022	6940-M6	M6x12	4,0	30	10	4,3
64030	6940-M8	M8x16	5,3	40	13	9,9
64048	6940-M10	M10x20	6,4	50	17	21,3
64055	6940-M12	M12x30	7,0	60	19	36,4
64063	6940-M16	M16x40	10,0	75	24	85,8
64071	6940-M20	M20x50	12,5	100	30	168

No. 7110DF

Set screw

with flat-faced ball, ribbed.

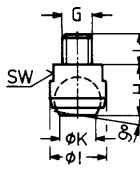


Order no.	Article no.	G x L	H	dia. I	dia. K	SW	Load [kN]	Weight [g]
425025	7110DF-08xM8	M8 x 8	13	13	7,2	11	18	13
273177	7110DF-10xM10	M10 x 10	18	20	10,5	17	25	40
86637	7110DF-12xM12	M12 x 12	18	20	10,5	17	25	43
86652	7110DF-16xM16	M16 x 16	27	30	20,0	20	90	150
86223	7110DF-20xM20	M20 x 20	35	50	34,5	41	165	486

No. 7110DK

Set screw

with flat-faced ball

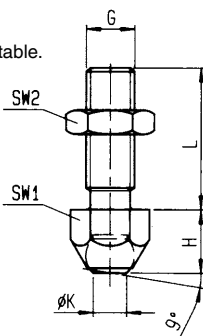


Order no.	Article no.	G x L	H	dia. I	dia. K	SW	Load [kN]	Weight [g]
285478	7110DK-08xM8	M8 x 8	13	13	7,2	11	10	13
285452	7110DK-10xM10	M10 x 10	18	20	10,5	17	25	40
77446	7110DK-12xM12	M12 x 12	18	20	10,5	17	25	43
77453	7110DK-16xM16	M16 x 16	27	30	20,0	20	90	150
76059	7110DK-20xM20	M20 x 20	35	50	34,5	41	165	486

No. 7110DH

Set screw

with flat-faced ball, ribbed, adjustable.

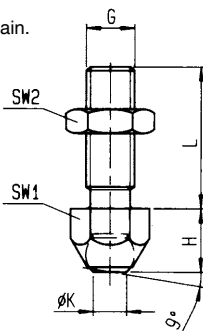


Order no.	Article no.	G x L	H	dia. K	SW1	SW2	Load [kN]	Weight [g]
87890	7110DH-08xM8	M8 x 25	11,6	5,5	13	13	8	20
87916	7110DH-10xM10	M10 x 30	15,7	8,6	17	17	8	44
87858	7110DH-12xM12	M12 x 35	15,7	8,6	17	19	15	56
87874	7110DH-16xM16	M16 x 40	20,7	10,5	24	24	25	128
83931	7110DH-20xM20	M20 x 50	27,3	20,0	30	30	90	274

No. 7110DI

Set screw

with flat-faced ball, adjustable, plain.



Order no.	Article no.	G x L	H	dia. K	SW1	SW2	Load [kN]	Weight [g]
87908	7110DI-8xM8	M8 x 25	11,6	5,5	13	13	8	20
87924	7110DI-10xM10	M10 x 30	15,7	8,6	17	17	8	44
87866	7110DI-12xM12	M12 x 35	15,7	8,6	17	19	15	56
87882	7110DI-16xM16	M16 x 40	20,7	10,5	24	24	25	128
83949	7110DI-20xM20	M20 x 50	27,3	20,0	30	30	90	274

Subject to technical alterations.